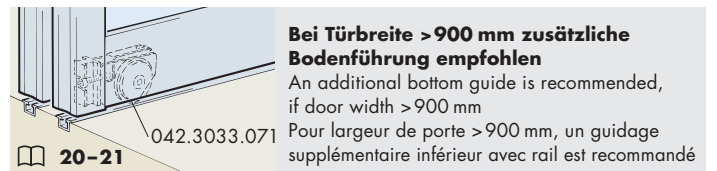
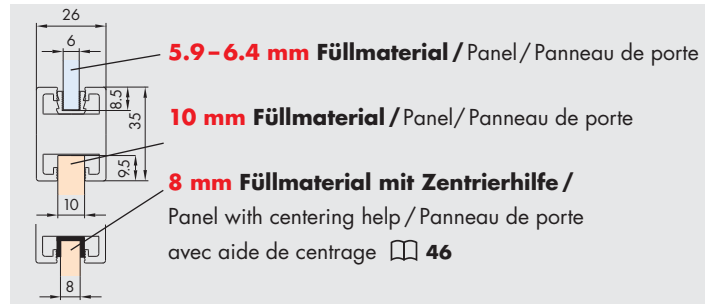
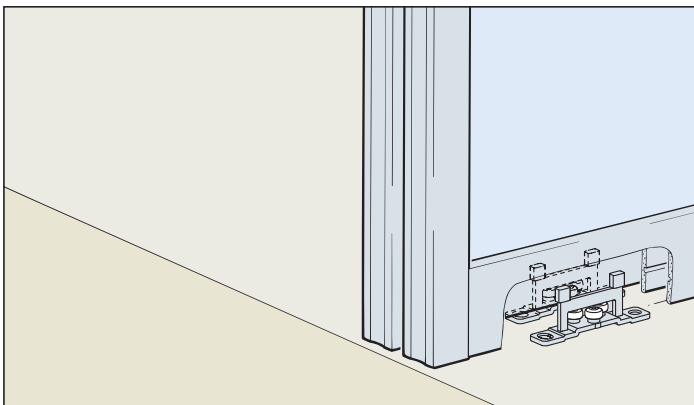


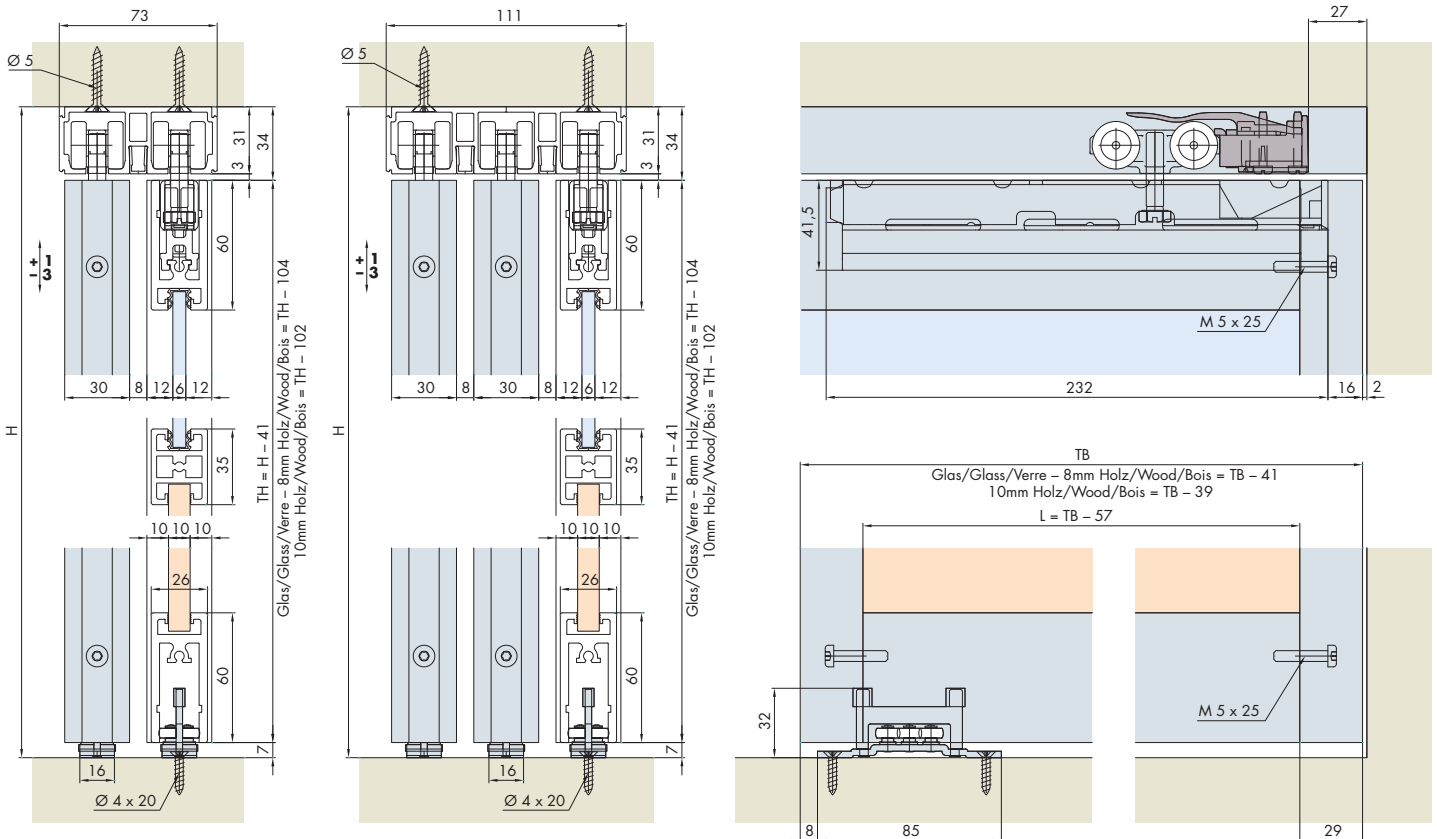
**System: Doppellaufschiene obenlaufend, minimale Einbauhöhe, Deckenmontage, für 1 Alurahmentüre bis 100 kg**

System: Double top running track, minimum installation height, ceiling mounting, for 1 aluminium frame door up to 100 kg

Système: rail de roulement double à roulement en haut, hauteur d'installation mini, montage au plafond, pour 1 porte à cadre en aluminium jusqu'à 100 kg



**Einbaubeispiele / Mounting examples / Exemples de montage**



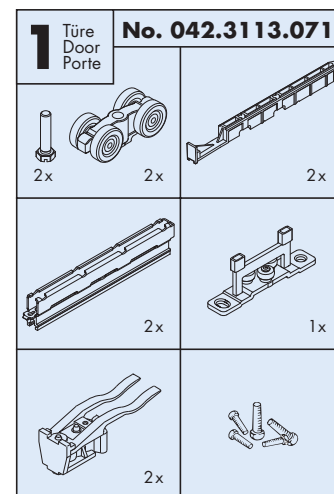


max. 1200 mm  
max. 2750 mm  
30 mm

5.9–6.4 mm Glas  
Glass/Verre  
8–10 mm Füllmaterial  
Panel/Panneau de porte

**Türgewichte**  
Door weights  
Poids de portes **48**

### Garnituren / Sets / Garnitures



### Zubehör / Accessories / Accessoires

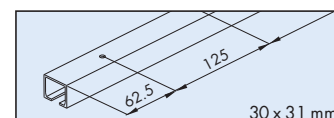
#### Einfachlaufschiene, Alu, eloxiert, gelocht

Single running track, aluminium, anodized, pre-drilled  
Rail de roulement, en alu, anodisé, perforé

Gr./Size

Art. No.

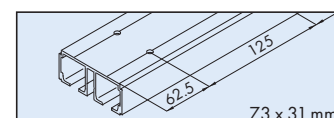
2000 mm 057.3016.201  
2500 mm 057.3016.251  
6000 mm 057.3016.601



#### Doppellaufschiene, Alu, eloxiert, gelocht

Double running track, aluminium, anodized, pre-drilled  
Rail de roulement double, en alu, anodisé, perforé

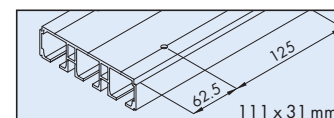
2500 mm 042.3002.250  
3500 mm 042.3002.350  
6000 mm 042.3002.600



#### Dreifachlaufschiene, Alu, eloxiert, gelocht

Triple running track, aluminium, anodized, pre-drilled  
Rail de roulement triple, en alu, anodisé, perforé

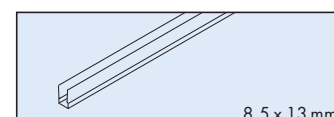
2500 mm 042.3084.250  
3500 mm 042.3084.350  
6000 mm 042.3084.600



#### Abdeckprofil, Alu, eloxiert, zu 042.3002/042.3084

Cover profile, aluminium, anodized, for 042.3002/042.3084  
Profil de recouvrement, en alu, anodisé, pour 042.3002/042.3084

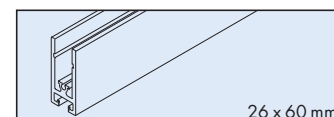
2500 mm 042.3086.250  
3500 mm 042.3086.350  
6000 mm 042.3086.600



#### Rahmenprofil horizontal, Alu, eloxiert

Frame profile horizontal, aluminium, anodized  
Profil cadre horizontal, en alu, anodisé

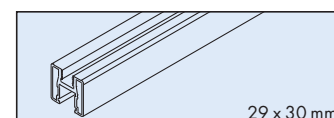
2500 mm 042.3000.250  
3500 mm 042.3000.350  
6000 mm 042.3000.600



#### Rahmenprofil vertikal, Alu, eloxiert

Frame profile vertical, aluminium, anodized  
Profil cadre vertical, en alu, anodisé

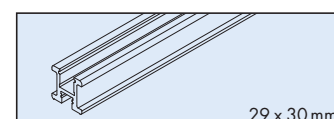
2500 mm 042.3001.250  
3000 mm 042.3001.300  
6000 mm 042.3001.600



#### Rahmenprofil mit Griff vertikal, Alu, eloxiert

Frame profile with handle vertical, aluminium, anodized  
Profil cadre avec poignée verticale, en alu, anodisé

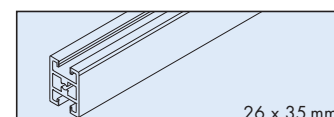
2500 mm 042.3083.250  
3000 mm 042.3083.300  
6000 mm 042.3083.600



#### Rahmensprosse, Alu, eloxiert, für Frontunterteilung

Frame bar, aluminium, anodized, for front subdivision  
Meneau cadre, en alu, anodisé, pour division frontale

2500 mm 042.3007.250  
3500 mm 042.3007.350  
6000 mm 042.3007.600



**Rahmen- und Sonderzubehör / Frame and special accessories / Accessoires cadre et spéciaux:** 44–46

**Technische Daten / Technical data / Caractéristiques techniques:** 49