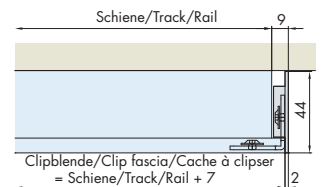
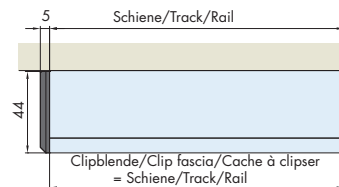
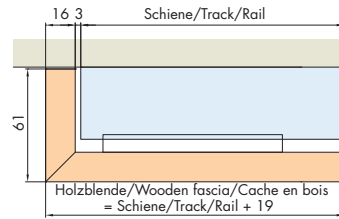
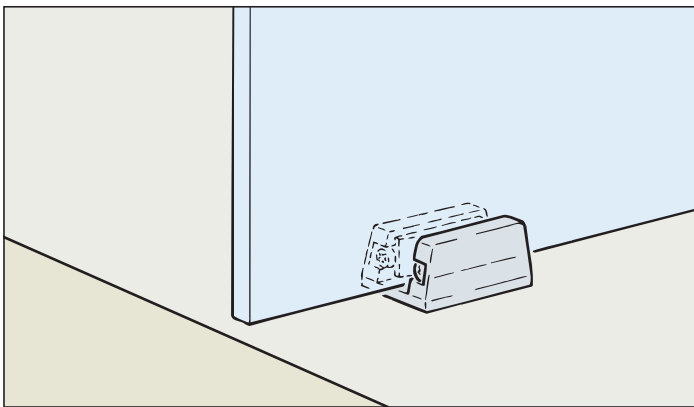


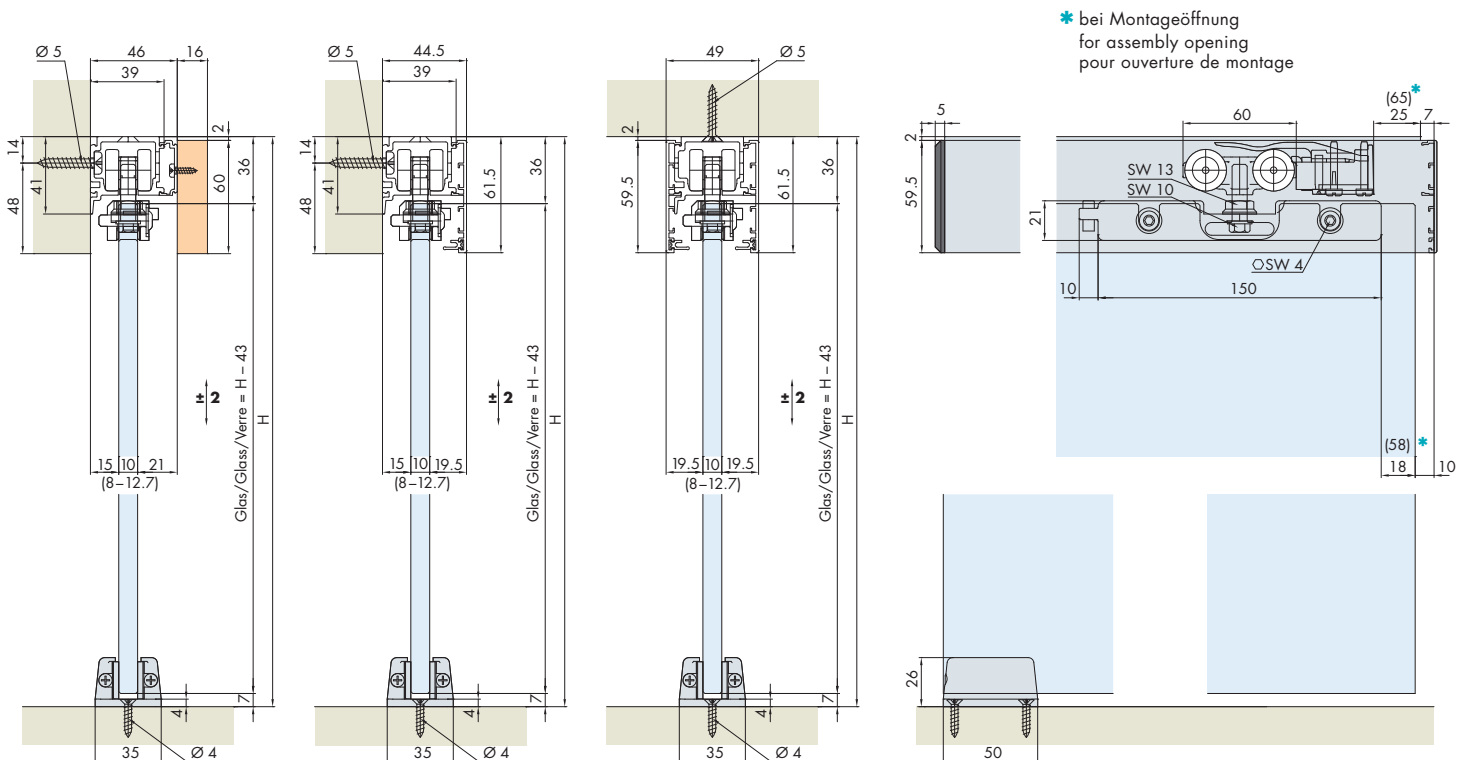
**System: Combi-Laufschiene, Wand- oder Deckenmontage, Einbauhöhe 60mm, für 1 Glastüre bis 100 kg. Design Alu-Blenden zu Laufschiene**

System: Combi running track, wall or ceiling mounting, installation height 60mm, for 1 glass door up to 100 kg. Design aluminium panels for running track

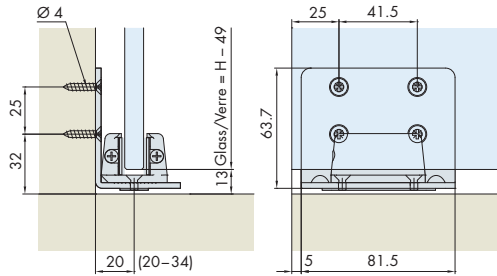
Système: Rail de roulement Combi, montage mural ou au plafond, hauteur d'installation 60mm, pour 1 porte en verre jusqu'à 100 kg. Design caches en alu pour rail de roulement



**Einbaubeispiele / Mounting examples / Exemples de montage**



**Einbauvariante / Mounting version / Variante de montage**



**Türgewichte**  
Door weights  
Poids de portes



39

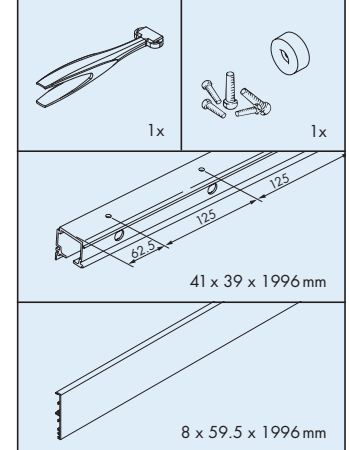
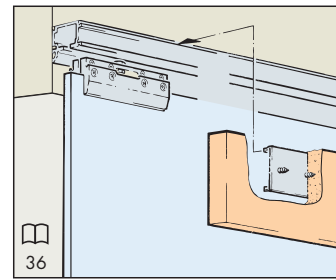
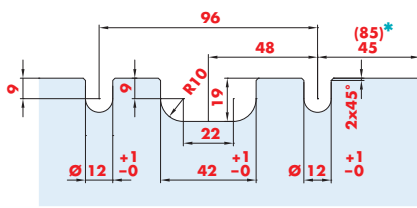
**Garnituren / Sets / Garnitures**

<b>1</b> Türe Door Porte	<b>No. 057.3153.071</b>	
2x	2x	2x
	1x	1x
1x		1x

<b>1</b> Türe Door Porte	<b>No. 057.3155.071</b>	
2x	2x	2x
	1x	1x
1x		1x

**Glasbearbeitung / Machining of the glass / Usinage du verre**

\* bei Montageöffnung  
for assembly opening  
pour ouverture de montage

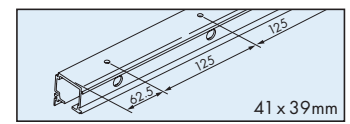


**Zubehör / Accessories / Accessoires**

**Combi-Laufschiene, Alu gelocht**

Combi running track, aluminium pre-drilled  
Rail de roulement, en alu perforé

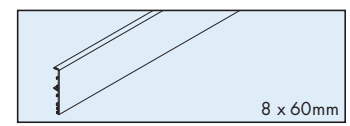
Gr./Size	Art. No.
2000 mm	057.3048.200
2500 mm	057.3048.250
3500 mm	057.3048.350
6000 mm	057.3048.600



**Design-Blende, Alu eloxiert, zu Combi-Laufschiene**

Design clip panel, aluminium anodized, for combi running track  
Cache design, en alu anodisé, pour rail de roulement

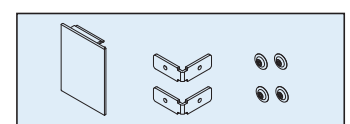
2500 mm	042.3004.250
3500 mm	042.3004.350
6000 mm	042.3004.600



**Blendenendstück-Set zu 042.3004, Alu eloxiert, Deckenmontage**

Panel end component set for 042.3004, aluminium anodized, ceiling mounting  
Jeu d'extrémités de cache pour 042.3004, alu anodisé, montage plafond

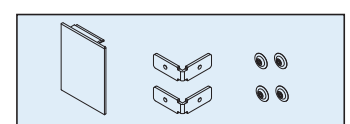
49 mm	042.3028.071
-------	--------------



**Blendenendstück-Set zu 042.3004, Alu eloxiert, Wandmontage**

Panel end component set for 042.3004, aluminium anodized, wall mounting  
Jeu d'extrémités de cache pour 042.3004, alu anodisé, montage mural

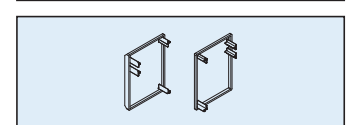
44 mm	042.3028.074
-------	--------------



**Endkappen-Set zu 042.3004, Kunststoff anthrazit, Wandmontage**

End cap set for 042.3004, plastic anthracite, wall mounting  
Jeu d'embouts de cache pour 042.3004, plastique anthracite, montage mural

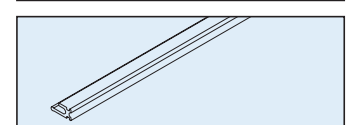
44 mm	057.3154.071
-------	--------------



**Sichtschutzdichtung, Kunststoff schwarz, in Rollen 20 m**

Screening seal, plastic black, in coils  
Joint pare-vue, plastique noir, en rouleaux

20 m	057.3078.002
------	--------------



**Türbearbeitung = rote Zahlen / Dimensions and drillings for door = red numbers / Traitement de portes = chiffres rouges**

**Sonderzubehör / Special accessories / Accessoires spéciaux:** 36

**Technische Daten / Technical data / Caractéristiques techniques:** 39