

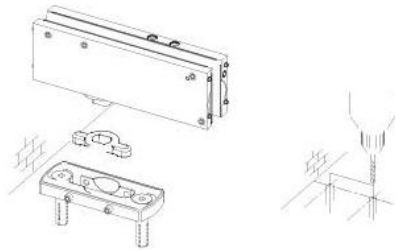
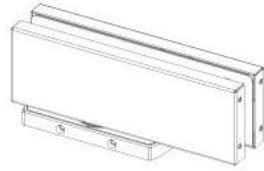
31.80215.22

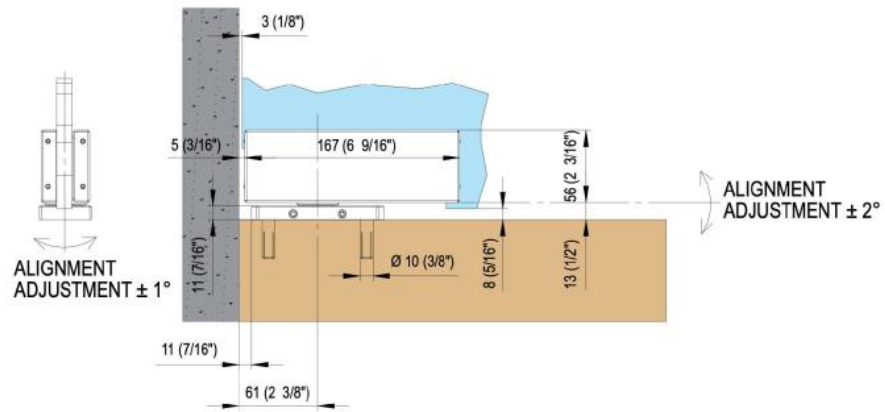
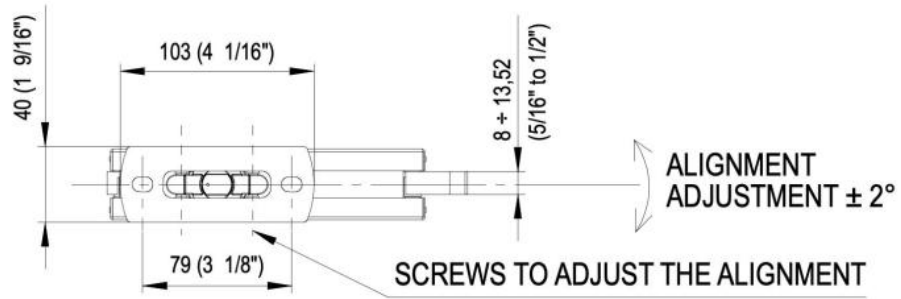
Hydraulic hinge VERTO VT 101E10

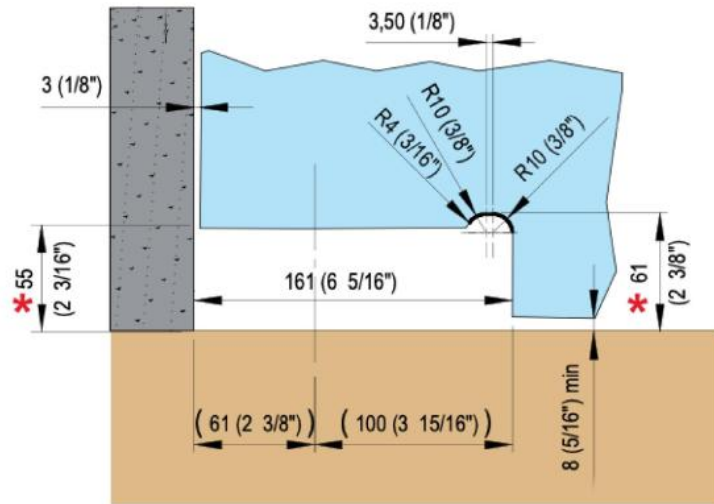
Material: aluminium
Finish: natural anodized EV1
Mounting: door at the bottom
Glass thickness: 8 - 13.52 mm
Sales unit (SU): St
Unit package: 1.00
Shape: square
Glass processing: Notch
Carrying capacity: 100 kg/pair

suitable for doors in indoor and protected outdoor areas, has 4 functions: regulation of the closing speed, adjustment of the end swing, 3-dimensional bearing adjustment and integrated brake against wind influences. Locking at 0° / +90° / -90°, automatic closing from +80° and -80°, max. door width 1000 mm, for temperatures from -15°C to + 50°C









*** DISTANZA DA TERRA - DISTANCIA DESDE EL SUELO -
 DISTANCE FROM THE FLOOR - ABSTAND VOM BODEN - DISTANCE AU SOL**