

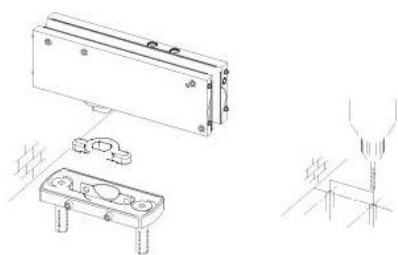
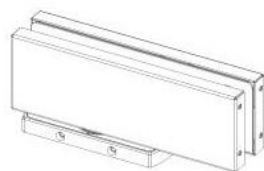
31.80215.27

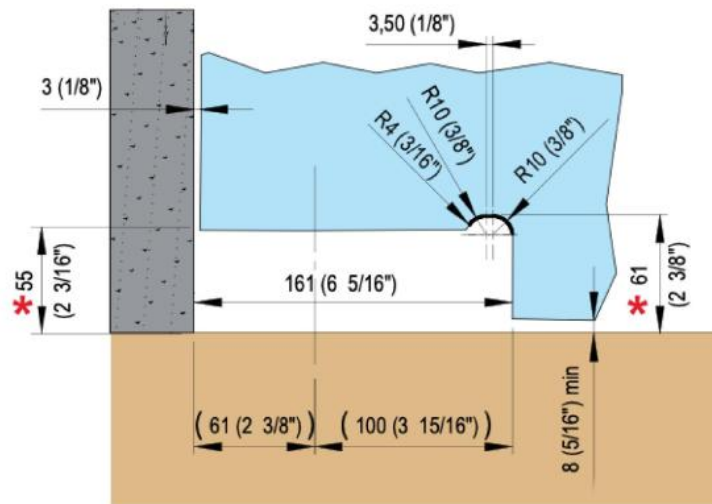
Hydraulic hinge VERTO VT 101E10 Outdoor

Material:	aluminium
Finish:	black anodized
Mounting:	door at the bottom
Glass thickness:	8 - 13.52 mm
Sales unit (SU):	St
Unit package:	1.00
Shape:	square
Glass processing:	Notch
Carrying capacity:	100 kg/pair

suitable for doors in indoor and protected outdoor areas, has 4 functions: regulation of the closing speed, adjustment of the end swing, 3-dimensional bearing adjustment and integrated brake against wind influences. Locking at 0° / +90° / -90°, automatic closing from +80° and -80°, max. door width 1000 mm, for temperatures from -15°C to + 50°C







*** DISTANZA DA TERRA - DISTANCIA DESDE EL SUELO -
DISTANCE FROM THE FLOOR - ABSTAND VOM BODEN - DISTANCE AU SOL**