

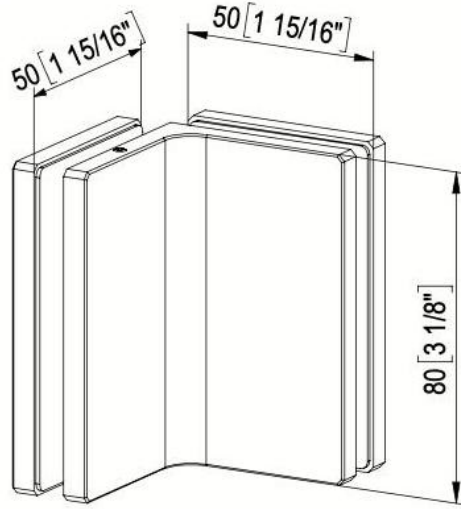
31.85056.04

Winkelverbinder Fina N

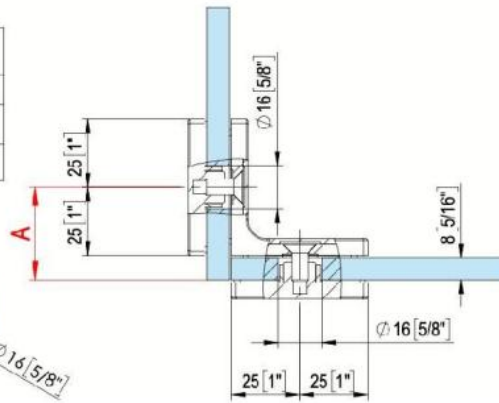
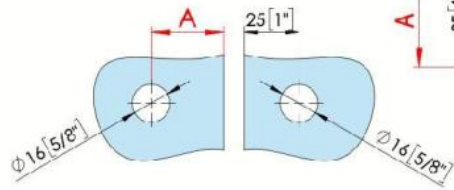
Material:	Messing
Ausführung:	Edelstahleffekt
Montage:	Glas/Glas 90°
Glasstärke:	6 / 8 / 10 mm
Verkaufseinheit (VE):	St
Packungseinheit (PE):	1.00
Form:	eckig
Tragkraft:	45 kg/Paar

max. Türbreite 900 mm





CUT 1	Glass Thickness	A
	6 [1/4"]	32 [1 1/4"]
	8 [5/16"]	34 [1 5/16"]
	10 [3/8"]	36 [1 7/16"]



CUT 2	Glass Thickness	A
	6 [1/4"]	31 [1 1/4"]
	8 [5/16"]	33 [1 5/16"]
	10 [3/8"]	35 [1 3/8"]

