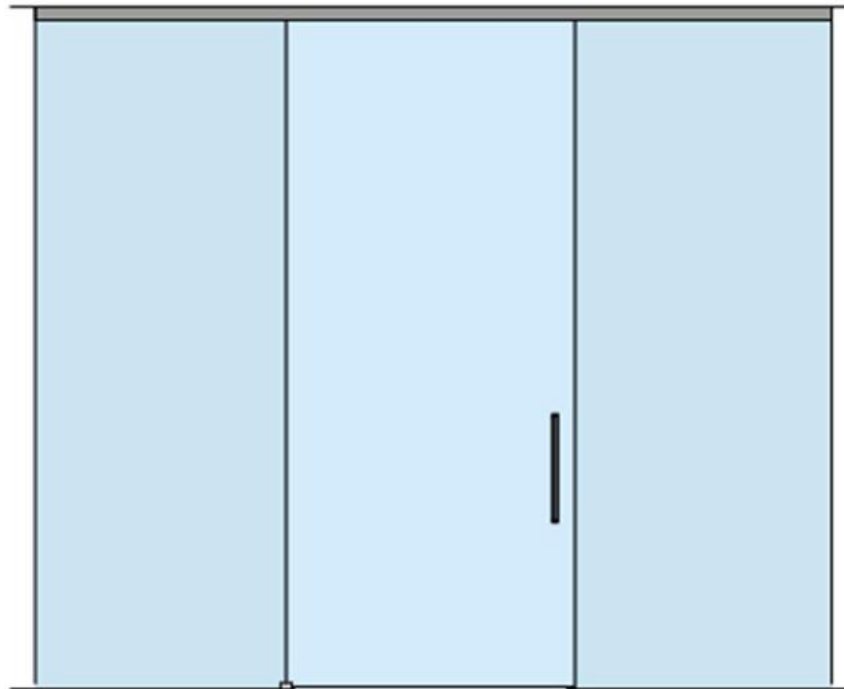


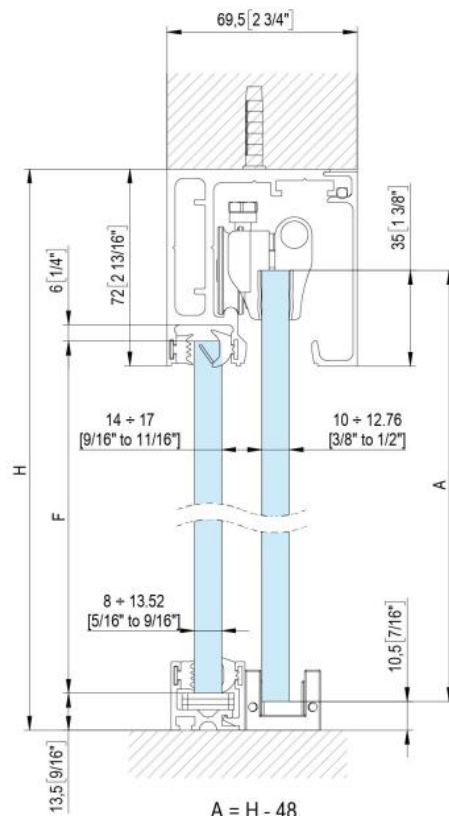
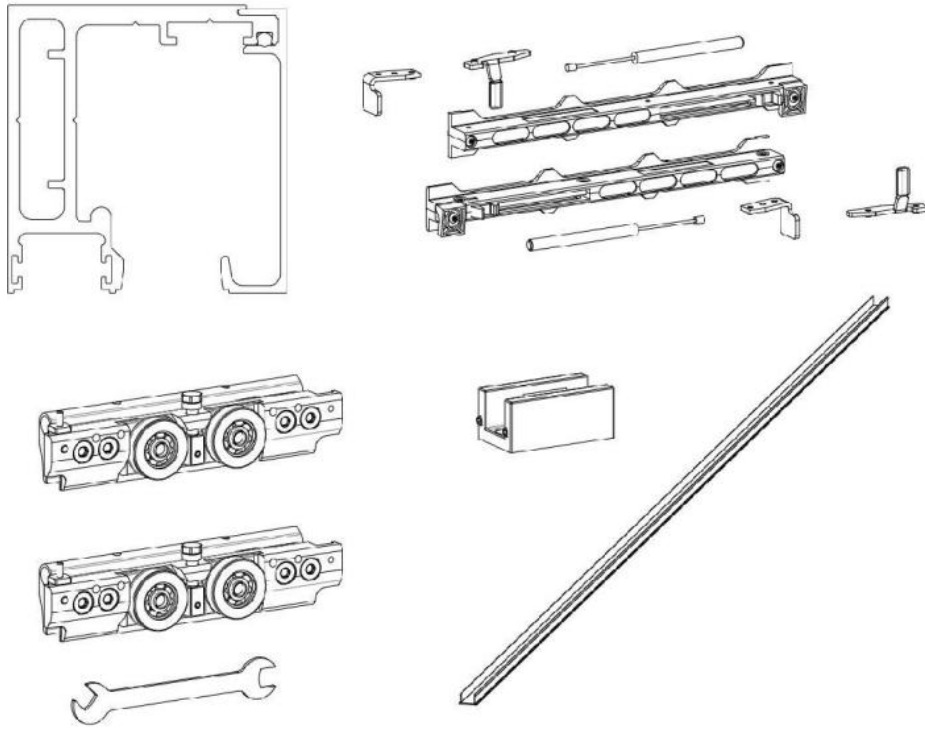
31.87103.27

Fluido+ 110, Komplett-Set für 1 Schiebetür mit Festglas, einflügelig, 2 x Soft-Close

Material: aluminium
Finish: black anodized
Mounting: ceiling/wall assembly
Glass thickness: 10 - 12.76 mm
Sales unit (SU): St
Unit package: 1.00
Bar length (L): 3000 mm
Carrying capacity: 110 kg/set

enthält: 1 x Laufschiene 3000 mm, 2 x Soft-Close, 2 x Rollwagen zum Klemmen, 1 x Bodenführung, Türbreite mind. 920 mm, **seitliche Abdeckungen bitte separat bestellen**





$A = H - 48$
 $[A = H - 17/8"]$
 $F = H - 77$
 $[F = H - 3 1/16"]$