

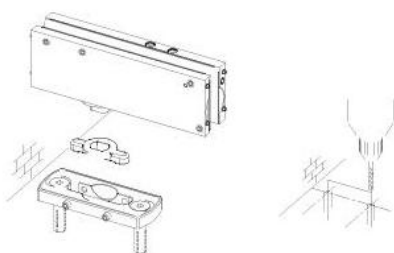
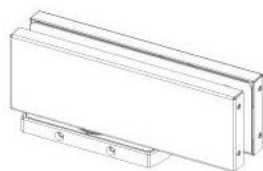
## 31.80217.27

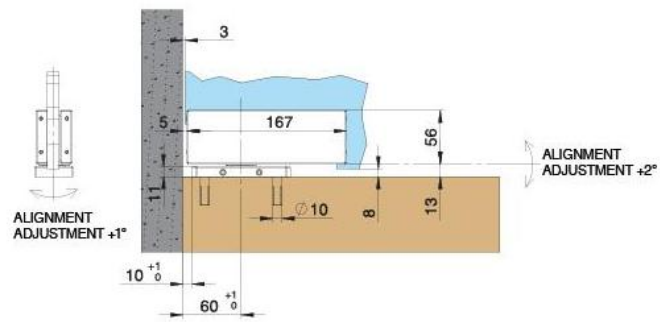
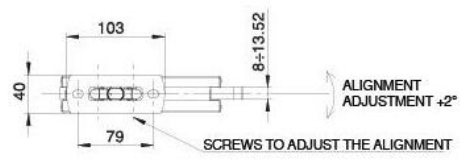
### Hydraulic hinge VERTO VT 101E10 SF Indoor, without locking

Material: aluminium  
Finish: black anodized  
Mounting: door at the bottom  
Glass thickness: 8 - 13.52 mm  
Sales unit (SU): St  
Unit package: 1.00  
Shape: square  
Glass processing: Notch  
Carrying capacity: 100 kg/pair

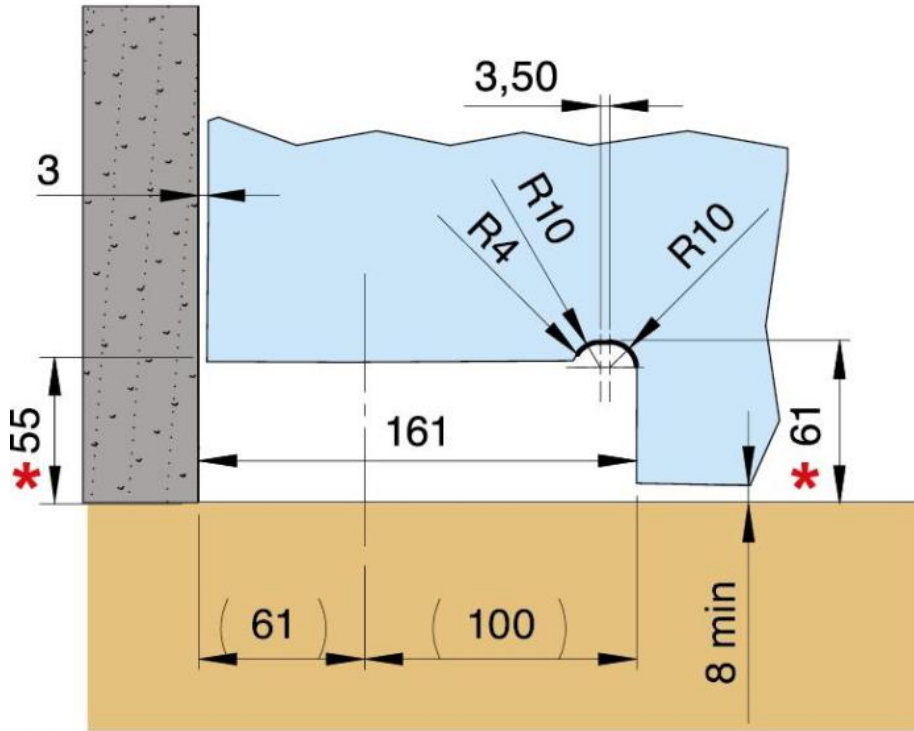
suitable for doors in indoor, has 4 functions: regulation of the closing speed, adjustment of the end swing, 3-dimensional bearing adjustment and integrated brake. Automatic closing from +80° and -80°, max. door width 1000 mm, for temperatures from -15°C to + 50°C





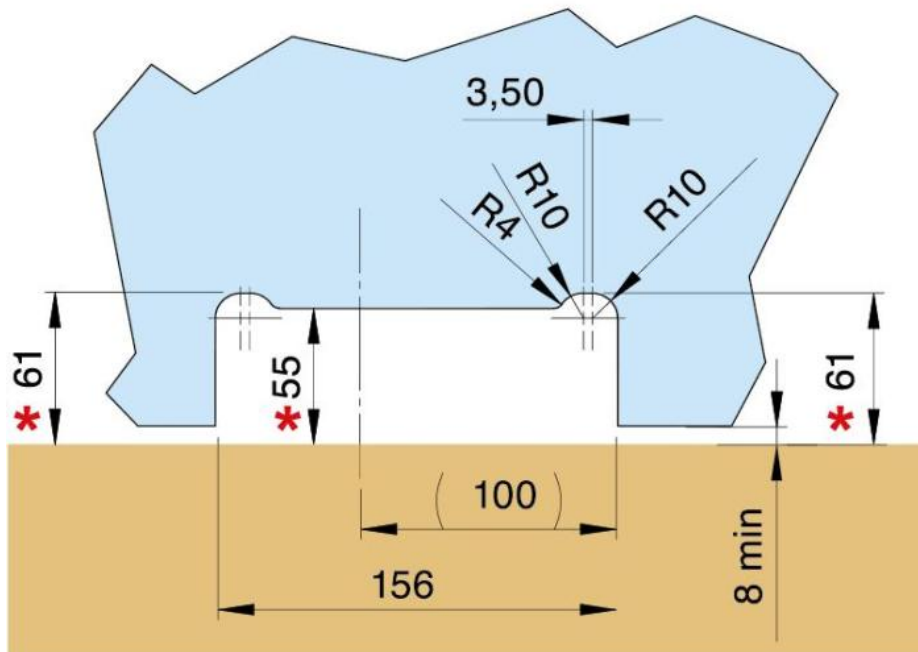


Standardmontage / Montage standard /  
Standard mounting



\* Abstand vom Boden / Distance au sol / Distance from the floor

Versetzte Montage / Montage déplacé /  
Displaced mounting



\* Abstand vom Boden / Distance au sol / Distance from the floor